

Table of Contents

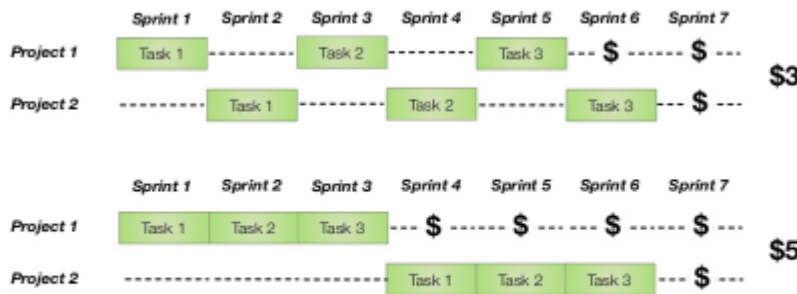
| | |
|--|---|
| Powerful Pictures | 3 |
| Premise | 3 |
| The Economic Benefit of Doing One Thing at a Time | 3 |
| Why (Near-)100% Utilization Actually Reduces Productivity | 3 |
| Why Large Batches of Work Actually Reduces Productivity? | 4 |
| Why High Utilization Rates Make It Impossible to Create Good Estimates? | 5 |
| Why We Should Work Hard To Remove Dependencies | 6 |

Powerful Pictures

Premise

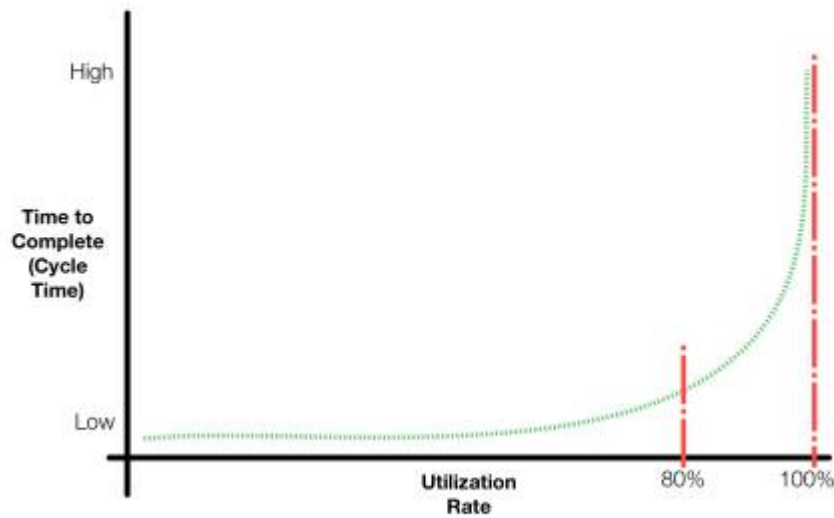
Sometimes seeing a picture really does help in understand. This page collects a number of pictures, graphs and charts that are scattered over the blog with links that help understand information about what they present.

The Economic Benefit of Doing One Thing at a Time



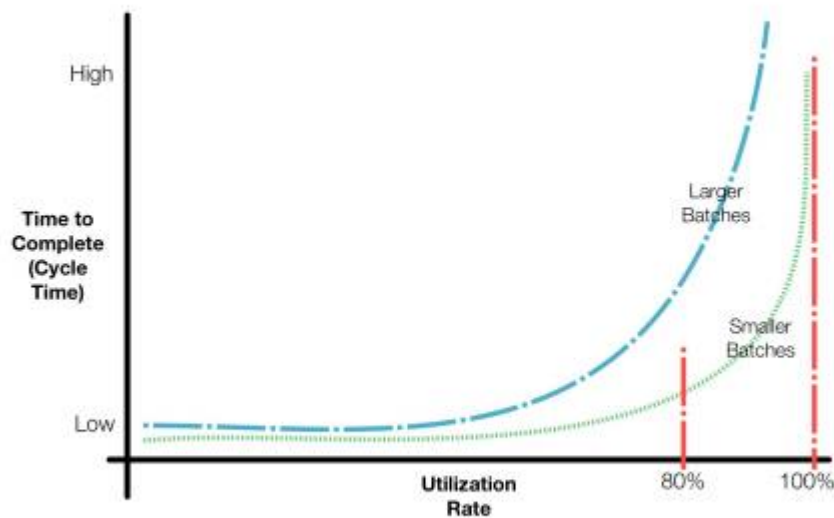
See [Why Should We Focus on Doing One Thing To Completion at a Time](#) for more information.

Why (Near-)100% Utilization Actually Reduces Productivity



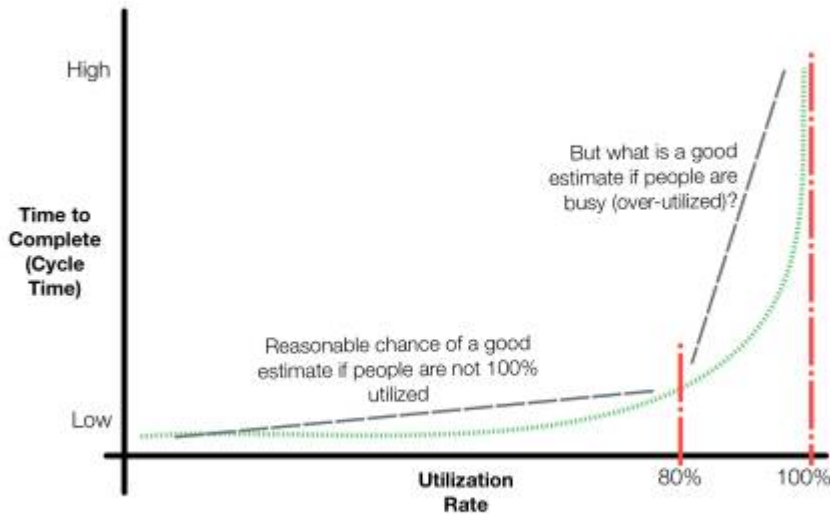
See [What Is Wrong With 100% Utilization Thinking?](#) for more information.

Why Large Batches of Work Actually Reduces Productivity?



See [What Is The Effect of Batch Size On How Long It Takes to Get Something Done?](#) for more information.

Why High Utilization Rates Make It Impossible to Create Good Estimates?



See [Why Does High a Utilization Rate Make It Impossible to Create Good Estimates](#) for more information.

Why We Should Work Hard To Remove Dependencies



See [Why Should We Work Harder to Eliminate the Effect of Dependencies?](#) for more information.

[Consultant, Tools, Team, PresentationIdeas](#)

~~LINKBACK~~ ~~DISCUSSION~~

From:

<https://www.hanssamios.com/dokuwiki/> - **Hans Samios' Personal Lean-Agile Knowledge Base**

Permanent link:

https://www.hanssamios.com/dokuwiki/powerful_pictures?rev=1463509808

Last update: **2020/06/02 14:31**

