

Table of Contents

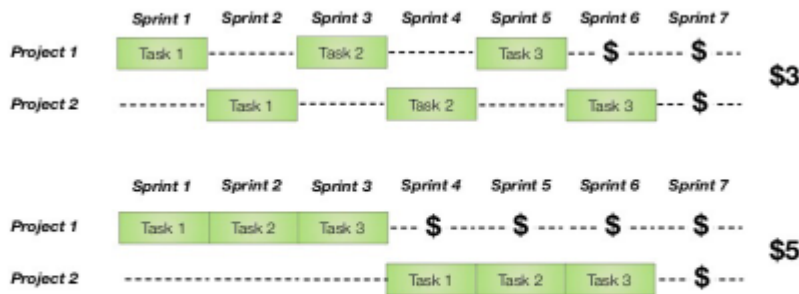
Powerful Pictures	3
Premise	3
The Economic Benefit of Doing One Thing at a Time	3
Delivery Early to Improve Economics	3
Why Large Batches of Work Actually Reduces Productivity?	4
Why High Utilization Rates Make It Impossible to Create Good Estimates?	5
Why We Should Work Hard To Remove Dependencies	6

Powerful Pictures

Premise

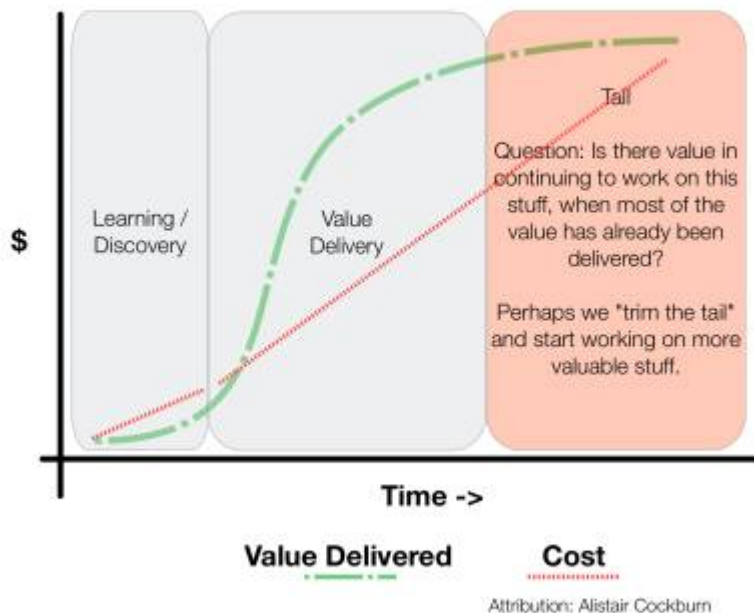
Sometimes seeing a picture really does help in understand. This page collects a number of pictures, graphs and charts that are scattered over the blog with links that help understand information about what they present.

The Economic Benefit of Doing One Thing at a Time



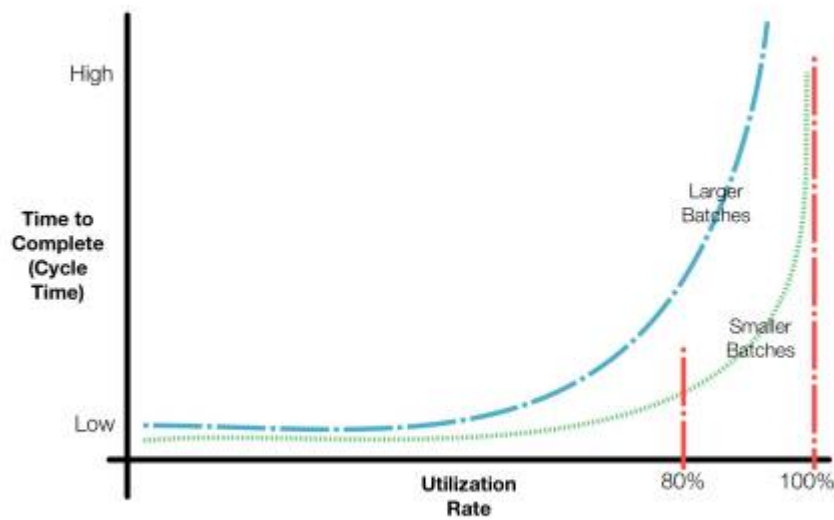
See [Why Should We Focus on Doing One Thing To Completion at a Time](#) for more information.

Delivery Early to Improve Economics



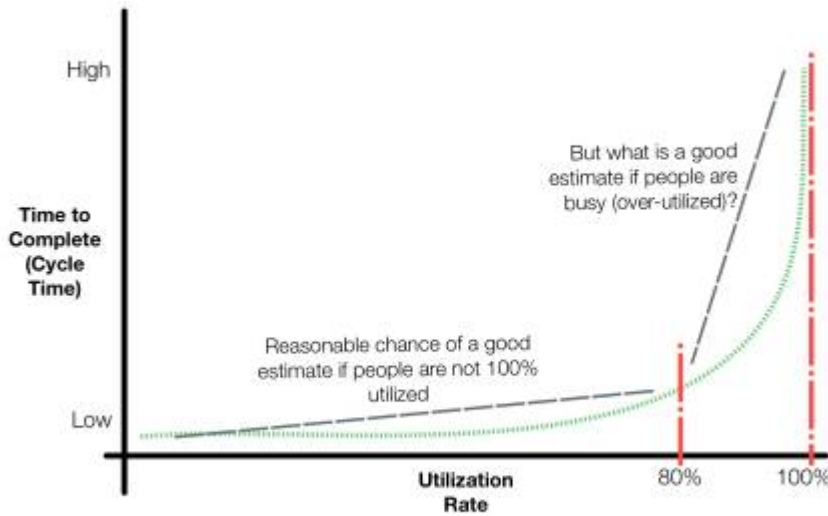
See }} See [\[\[what_is_wrong_with_100_utilization_thinking|What Is Wrong With 100% Utilization Thinking?](#) for more information.

Why Large Batches of Work Actually Reduces Productivity?



See [What Is The Effect of Batch Size On How Long It Takes to Get Something Done?](#) for more information.

Why High Utilization Rates Make It Impossible to Create Good Estimates?



See [Why Does High a Utilization Rate Make It Impossible to Create Good Estimates](#) for more information.

Why We Should Work Hard To Remove Dependencies



See [Why Should We Work Harder to Eliminate the Effect of Dependencies?](#) for more information.

[Consultant](#), [Tools](#), [Team](#), [PresentationIdeas](#)

~~LINKBACK~~ ~~DISCUSSION~~

From:

<https://www.hanssamios.com/dokuwiki/> - **Hans Samios' Personal Lean-Agile Knowledge Base**

Permanent link:

https://www.hanssamios.com/dokuwiki/powerful_pictures?rev=1465411183

Last update: **2020/06/02 14:25**

